

## L11 - Internet Transport Layer (TCP, UDP)

### Internet Transport Layer

---

TCP Fundamentals, TCP Performance Aspects,  
UDP (User Datagram Protocol)

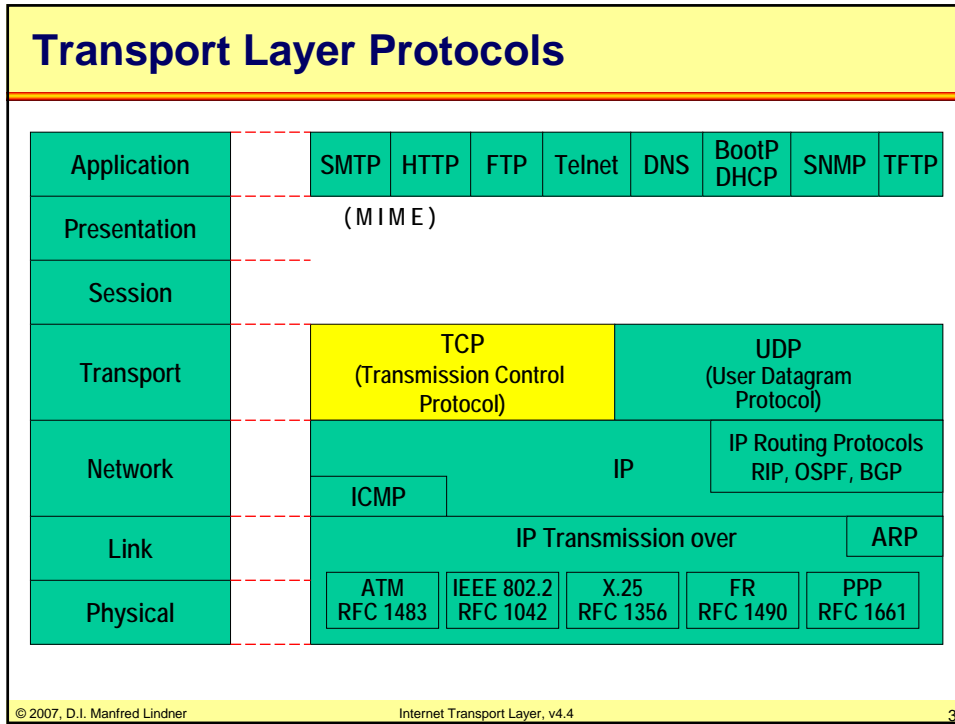
### Agenda

---

- **TCP Fundamentals**
- **UDP**
- **TCP Performance**
  - Slow Start and Congestion Avoidance
  - Fast Retransmit and Fast Recovery
  - TCP Window Scale Option and SACK Options
- **RFC Collection**

© 2007, D.I. Manfred LindnerInternet Transport Layer, v4.42

## L11 - Internet Transport Layer (TCP, UDP)

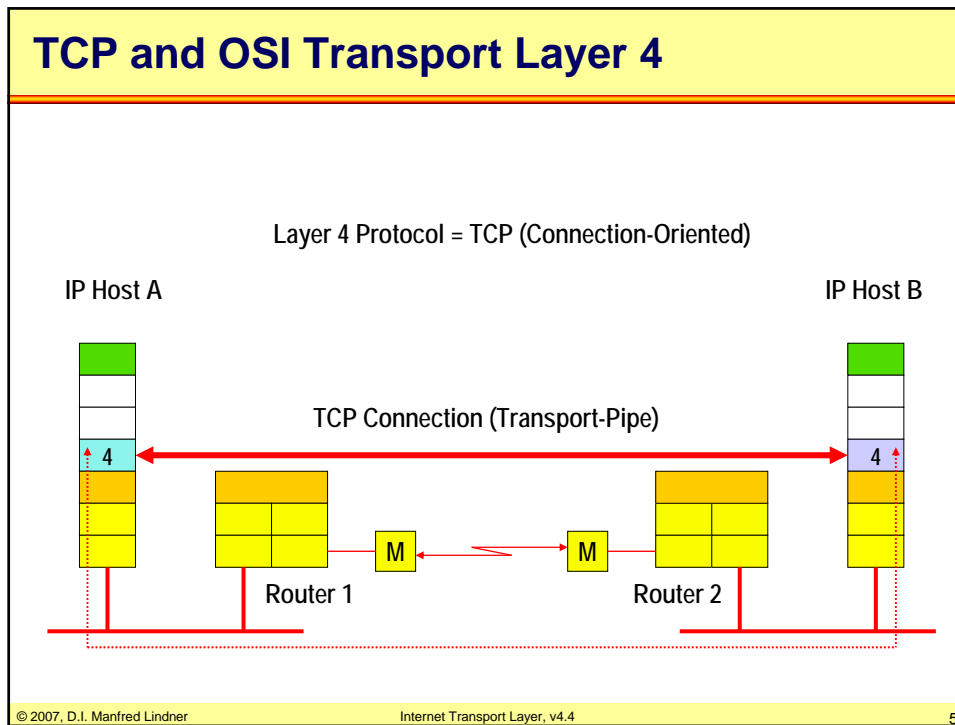


### TCP (Transmission Control Protocol)

- **TCP is a connection oriented layer 4 protocol (transport layer) and is transmitted inside the IP data field**
- **Provides a secure end-to-end transport of data between computer processes of different end systems**
- **Secure transport means:**
  - Error detection and recovery
  - Maintaining the order of the data without duplication or loss
  - Flow control
- **RFC 793**

© 2007, D.I. Manfred Lindner Internet Transport Layer, v4.4 4

## L11 - Internet Transport Layer (TCP, UDP)



### TCP Protocol Functions 1

- **Data transmission within segments**
- **ARQ protocol with Continuous Repeat Request technique and piggy-backed acknowledgments**
- **Error recovery through sequence numbers (based on octets !), positive & multiple acknowledgements and timeouts for each segment**
- **Flow control with sliding window and dynamically adjusted window size**

© 2007, D.I. Manfred Lindner Internet Transport Layer, v4.4 6

## L11 - Internet Transport Layer (TCP, UDP)

### TCP Protocol Functions

2

- In general, segments are encapsulated in single IP packets
- Maximum segment size depends on max. packet or frame size (fragmentation is possible)
- Call setup with "three way handshake"
- Hides the details of the network layer from the higher layers and frees them from the tasks of transmitting data through a specific network

© 2007, D.I. Manfred Lindner

Internet Transport Layer, v4.4

7

### TCP Ports and Connections

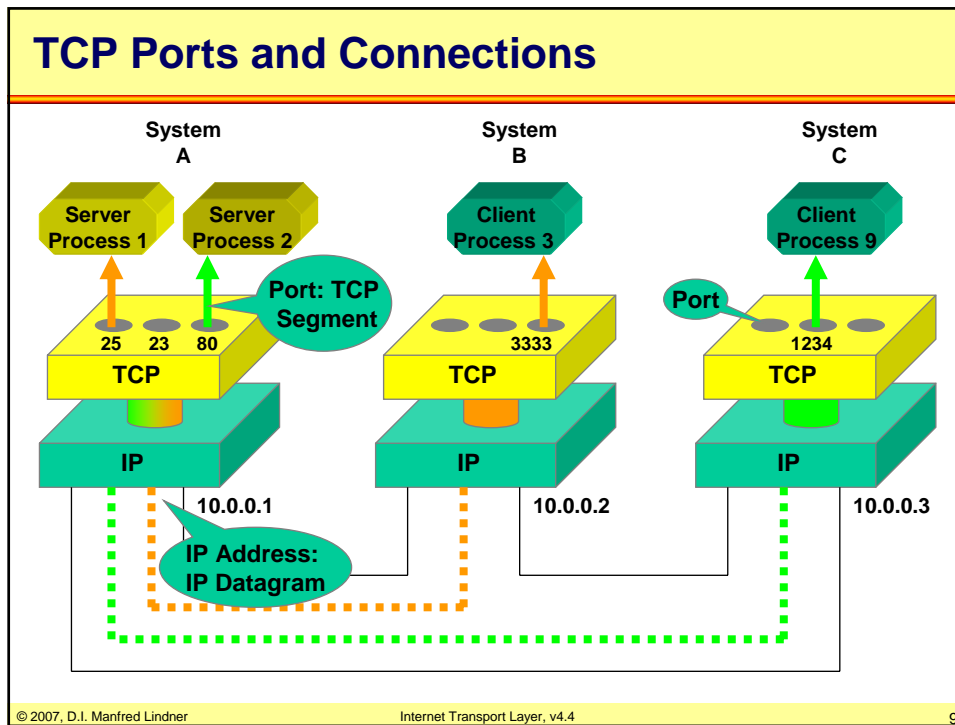
- TCP provides its service to higher layers through ports
- Each communicating computer process in an IP host is assigned a port
  - identified by a port number
- By usage of ports the TCP software can serve multiple processes (browser, e-mail etc.) simultaneously
- The TCP software functions like a multiplexer and demultiplexer for TCP connections
  - Port 25 on system A:
    - process 1, system A <-----> process 3, system B
  - Port 53 on system A:
    - process 2, system A <-----> proc. 9, system C
  - (see next slide)

© 2007, D.I. Manfred Lindner

Internet Transport Layer, v4.4

8

## L11 - Internet Transport Layer (TCP, UDP)

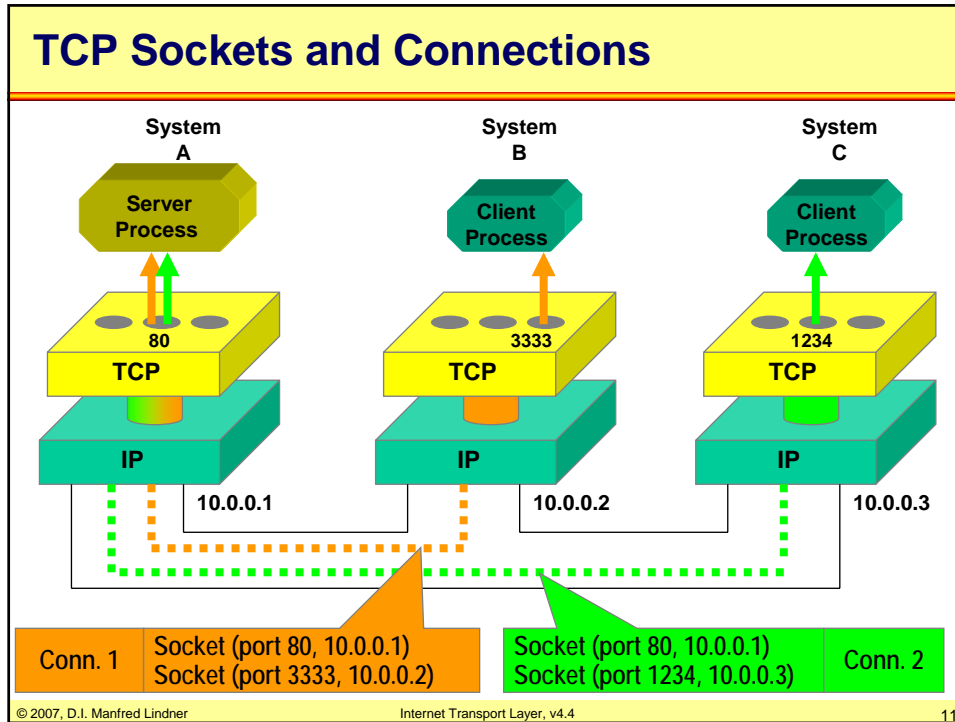


### TCP Sockets and Connections

- In a client-server environment a communicating server-process has to maintain several sessions (and also connections) to different targets at the same time
- Therefore, a single port has to multiplex several virtual connections
  - these connections are distinguished through sockets
- The combination IP address and port number is called a "socket"
  - Each socket pair uniquely identifies a connection

© 2007, D.I. Manfred Lindner      Internet Transport Layer, v4.4      10

## L11 - Internet Transport Layer (TCP, UDP)



### TCP Well Known Ports

- **Well known ports**
  - Are reserved for common applications and services (like Telnet, WWW, FTP etc.) and are in the range from 0 to 1023
  - Are controlled by IANA (Internet Assigned Numbers Authority)
- **Registered ports**
  - start at 1024 (e.g. Lotus Notes, Cisco XOT, Oracle, license managers etc.). They are not controlled by the IANA (only listed, see RFC1700)
- **Well-known ports together with the socket concept allow several simultaneous connections (even from a single machine) to a specific server application**
- **Server applications listen on their well-known ports for incoming connections**

© 2007, D.I. Manfred Lindner Internet Transport Layer, v4.4 12

## L11 - Internet Transport Layer (TCP, UDP)

### Use of Port Numbers

- **Client applications chose a free port number (which is not already used by another connection) as the source port**
- **The destination port is the well-known port of the server application**
- **Some services like FTP or Remote Procedure Call use dynamically assigned port numbers:**
  - Sun RPC (Remote Procedure Call) uses a portmapper located at port 111...
  - FTP uses the PORT and PASV commands...
- **...to switch to a non-standard port**

© 2007, D.I. Manfred Lindner

Internet Transport Layer, v4.4

13

### Well Known Ports

#### Some Well Known Ports

7	Echo
20	FTP (Data), File Transfer Protocol
21	FTP (Control)
23	TELNET, Terminal Emulation
25	SMTP, Simple Mail Transfer Protocol
53	DNS, Domain Name Server
69	TFTP, Trivial File Transfer Protocol
80	HTTP Hypertext Transfer Protocol
111	Sun Remote Procedure Call (RPC)
137	NetBIOS Name Service
138	NetBIOS Datagram Service
139	NetBIOS Session Service
161	SNMP, Simple Network Management Protocol
162	SNMPTRAP
322	RTSP (Real Time Streaming Protocol) Server

#### Some Registered Ports

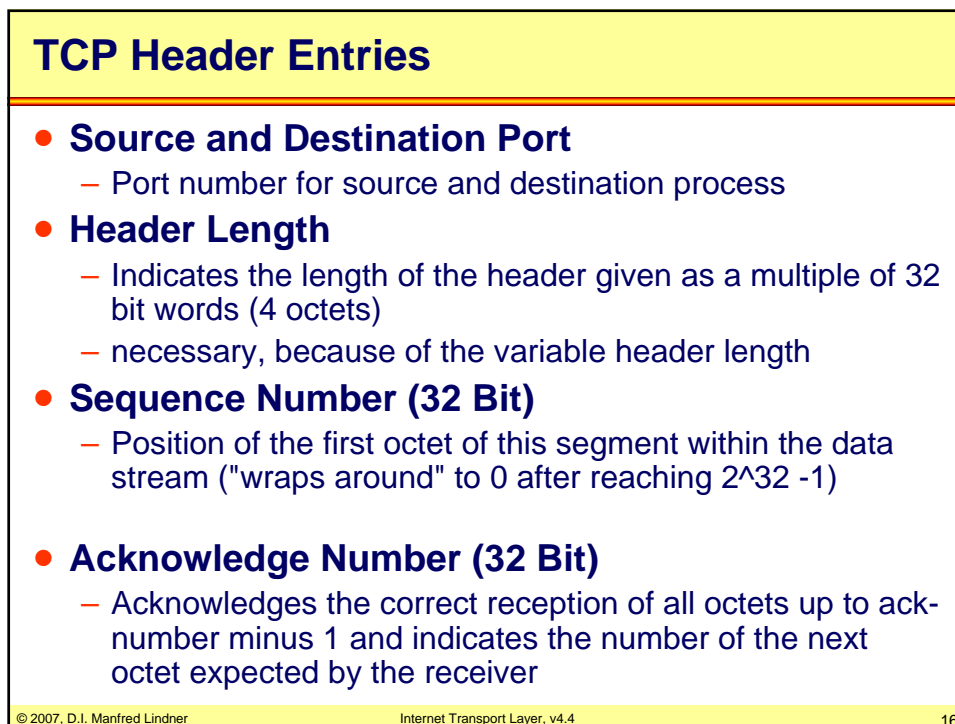
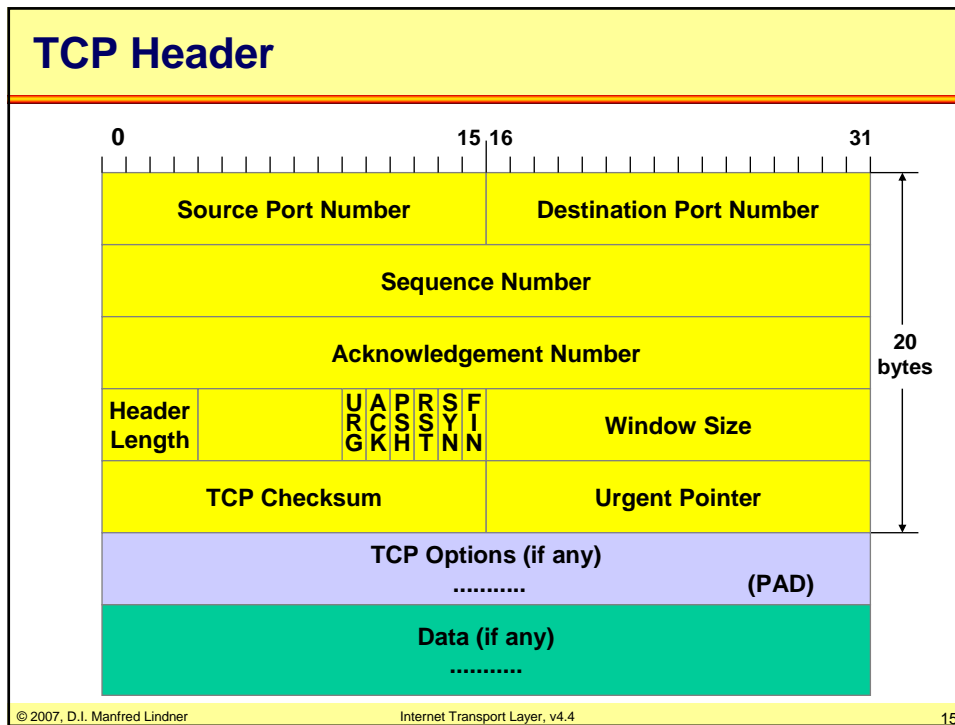
1416	Novell LU6.2
1433	Microsoft-SQL-Server
1439	Eicon X25/SNA Gateway
1527	oracle
1986	cisco license managmt
1998	cisco X.25 service (XOT)
6000	\
.....	> X Window System
6063	/
	... etc.
	(see RFC1700)

© 2007, D.I. Manfred Lindner

Internet Transport Layer, v4.4

14

## L11 - Internet Transport Layer (TCP, UDP)





## L11 - Internet Transport Layer (TCP, UDP)

### TCP Header Entries

- **Flags: SYN, ACK**

- SYN: If set, the Sequence Number holds the initial value for a new session
  - SYN is used only during the connect phase (can be used to recognize who is the caller during a connection setup e.g. for firewall filtering)
- Used for call setup (connect request)
  
- ACK: If set, the Acknowledge Number is valid and indicates the sequence number of the next octet expected by the receiver

### TCP Header Entries

- **Flags: FIN, RST**

- FIN: If set, the Sequence Number holds the number of the last transmitted octet of this session
  - using this number a receiver can tell that all data have been received; FIN is used only during the disconnect phase
- Used for call release (disconnect)
  
- RST: If set, the session has to be cleared immediately
  - Can be used to refuse a connection-attempt or to "kill" a current connection.

## L11 - Internet Transport Layer (TCP, UDP)

### TCP Header Entries

- **Window (16 Bit)**

- Set by the source with every transmitted segment to signal the current window size; this "dynamic windowing" enables receiver-based flow control
- The value defines how many additional octets will be accepted, starting from the current acknowledgment number
  - SeqNr of last octet allowed to sent: AckNr plus window value
- Remarks:
  - Once a given range for sending data was given by a received window value, it is not possible to shrink the window size to such a value which gets in conflict with the already granted range
  - so the window field must be adapted accordingly in order to achieve the flow control mechanism STOP

© 2007, D.I. Manfred Lindner

Internet Transport Layer, v4.4

19

### TCP Header Entries

- **Checksum**

- The checksum includes the TCP header and data area plus a 12 byte pseudo IP header
  - (one's complement of the sum of all one's complements of all 16 bit words)
- The pseudo IP header contains the source and destination IP address, the IP protocol type and IP segment length (total length). This guarantees, that not only the port but the complete socket is included in the checksum
- Including the pseudo IP header in the checksum allows the TCP layer to detect errors, which can't be recognized by IP (e.g. IP transmits an error-free TCP segment to the wrong IP end system)

© 2007, D.I. Manfred Lindner

Internet Transport Layer, v4.4

20

## L11 - Internet Transport Layer (TCP, UDP)

### TCP Header Entries

- **Flags: URG**

- Is used to indicate important - "urgent" - data
- If set, the 16-bit "Urgent Pointer" field is valid and points to the last octet of urgent data
  - sequence number of last urgent octet = actual segment sequence number + urgent pointer
  - RFC 793 and several implementations assume the urgent pointer to point to the first octet *after* the urgent data; However, the "Host Requirements" RFC 1122 states this as a mistake!
  - Note: There is no way to indicate the beginning of urgent data (!)
- When a TCP receives a segment with the URG flag set, it notifies the application which switch into the "urgent mode" until the last octet of urgent data is reached
- Examples for use: Interrupt key in Telnet, Rlogin, or FTP

© 2007, D.I. Manfred Lindner

Internet Transport Layer, v4.4

21

### TCP Header Entries

- **Urgent Pointer**

- points to the last octet of urgent data

- **Options**

- Only MSS (Maximum Segment Size) is used frequently  
Other options are defined in RFC1146, RFC1323 and RFC1693

- **Pad**

- Is used to make the header length an integral number of 32 bits (4 octets) because of the variable length options

© 2007, D.I. Manfred Lindner

Internet Transport Layer, v4.4

22

## L11 - Internet Transport Layer (TCP, UDP)

### TCP Header Entries

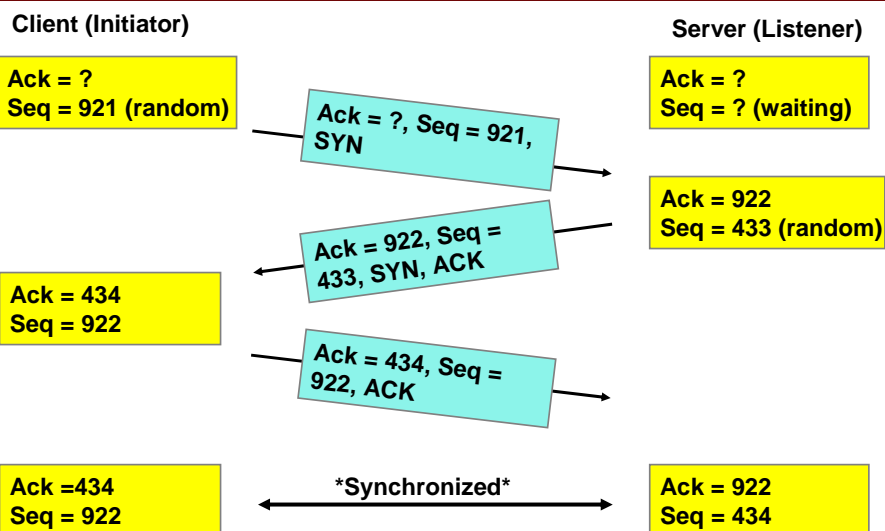
- **Flags: PSH**

- "PUSH": If set, the segment should be forwarded to the next layer immediately without buffering

A TCP instance can decide on its own, when to send data to the next instance. One strategy could be, to collect data in a buffer and forward the data when the buffer exceeds a certain size. An application which needs a low latency or a constant data stream would like to bypass this buffer with the PSH flag. Also the last segment of a request could use the PSH flag.

- Today often ignored

### TCP Connect Phase



## L11 - Internet Transport Layer (TCP, UDP)

### TCP Connect Phase

- TCP uses the unreliable service of IP, hence TCP segments of old sessions (e.g. retransmitted or delayed segments) could disturb a TCP connect
- Random starting sequence numbers and an explicit negotiation of starting sequence numbers makes a TCP connect immune against spurious packets
- Disturbing Segments (e.g. delayed TCP segments from old sessions etc.) and old "half-open" connections are deleted with the RST flag
- --> "Three Way Handshake"

© 2007, D.I. Manfred Lindner

Internet Transport Layer, v4.4

25

### TCP Duplicates after Connect

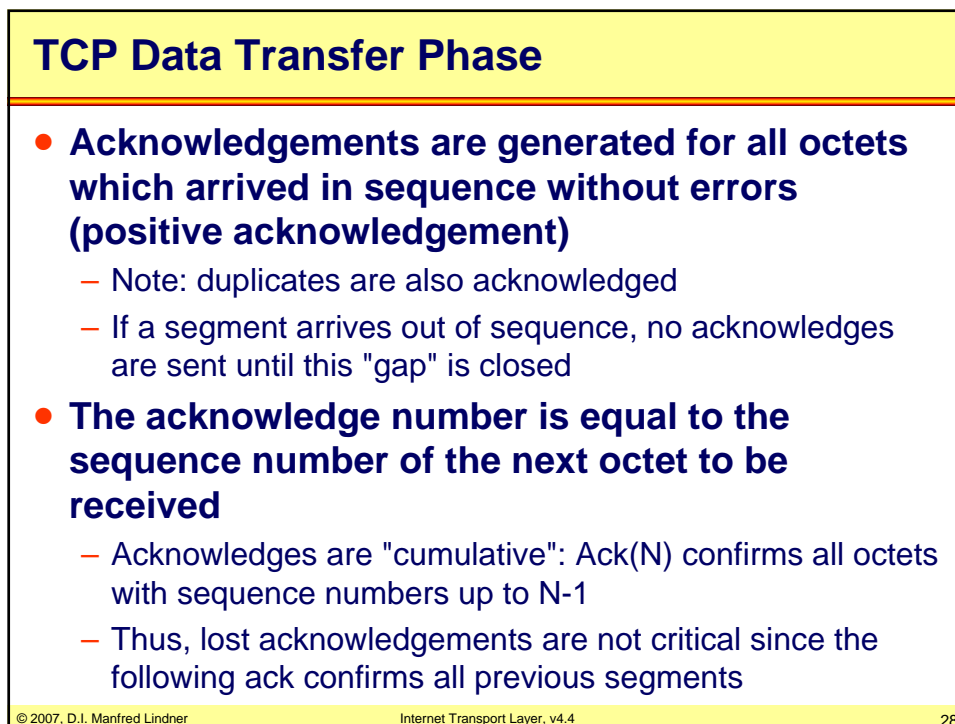
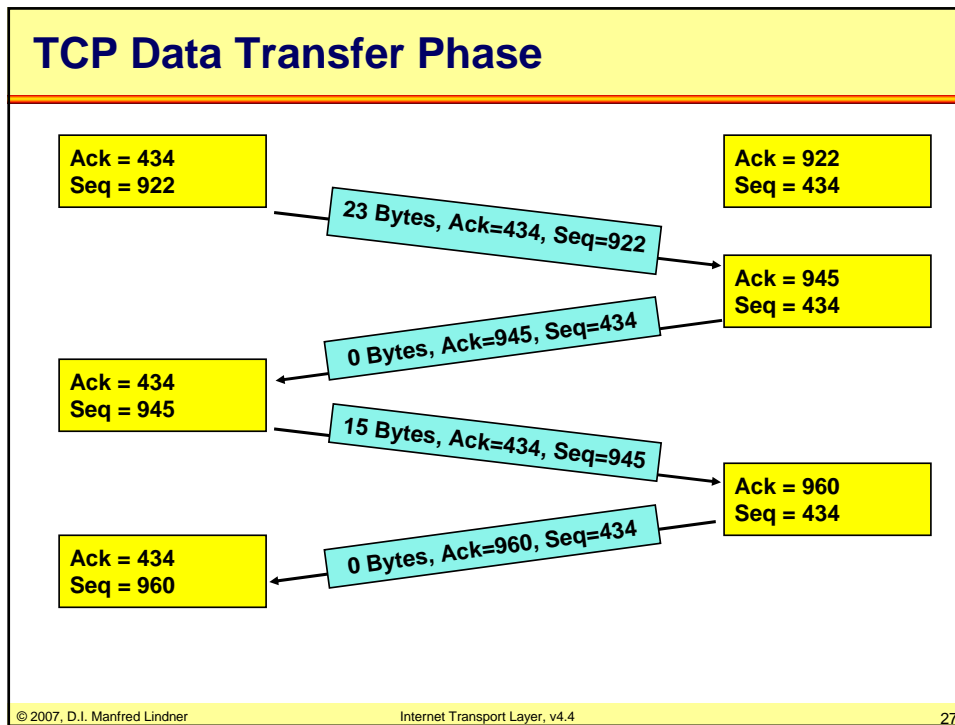
- Duplicates of old TCP sessions (same source/destination IP address and TCP socket) can disturb a new session
- Thus sequence numbers must be unique for different sessions of the same socket.
- Initial sequence number (ISN) must be chosen with a good algorithm
- RFC793 suggests to pick a random number at boot time (e.g. derived from system start up time) and increment every 4  $\mu$ s. Every new connection will increment additionally by 1

© 2007, D.I. Manfred Lindner

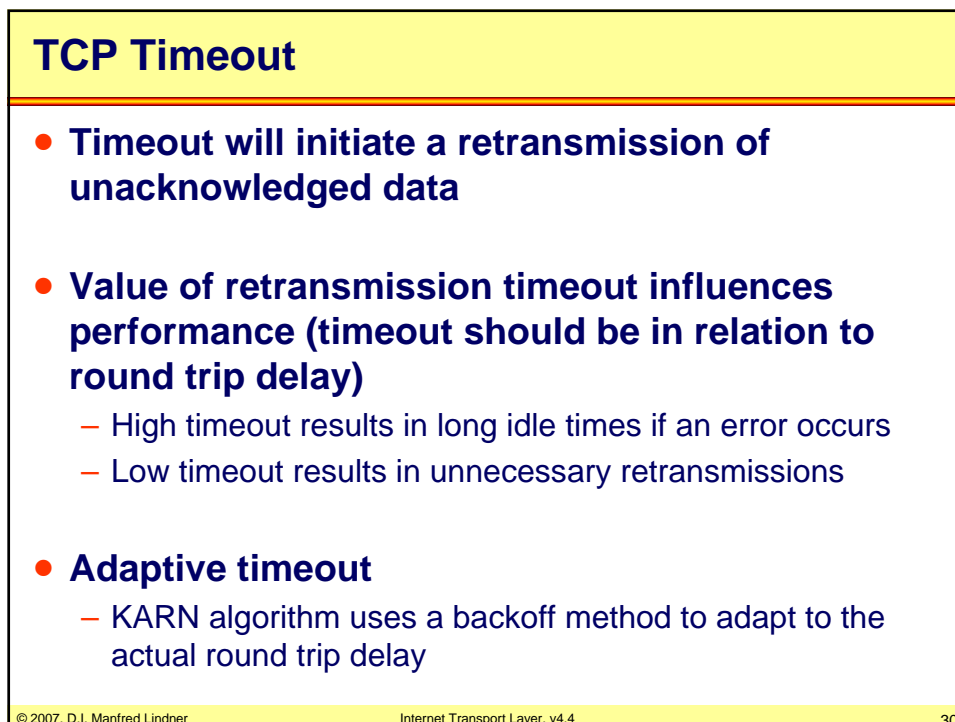
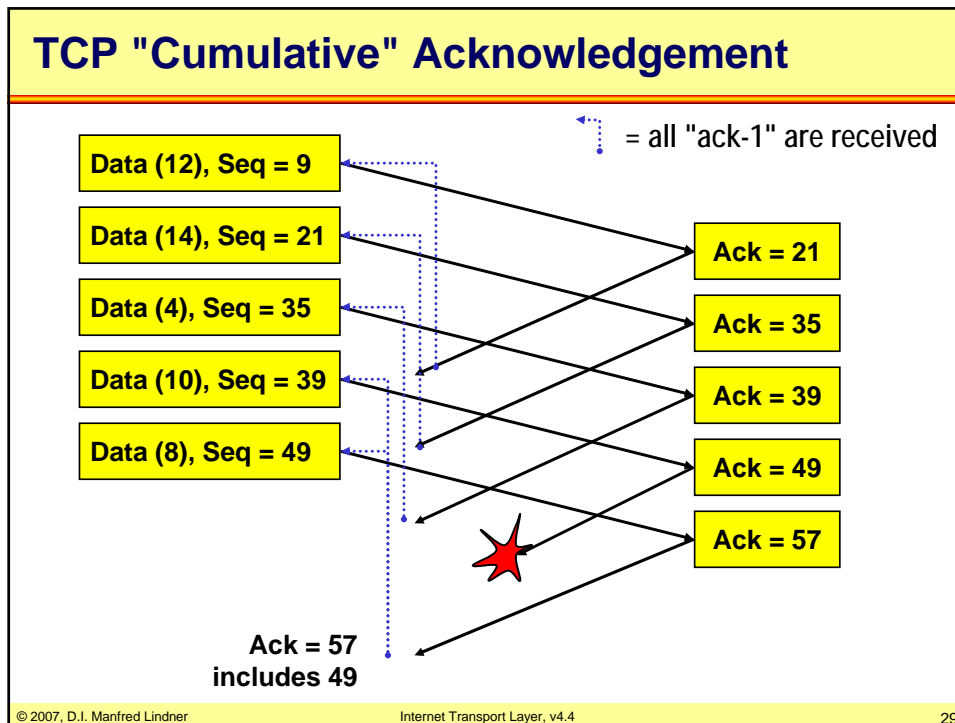
Internet Transport Layer, v4.4

26

## L11 - Internet Transport Layer (TCP, UDP)



## L11 - Internet Transport Layer (TCP, UDP)



## L11 - Internet Transport Layer (TCP, UDP)

### TCP Duplicates

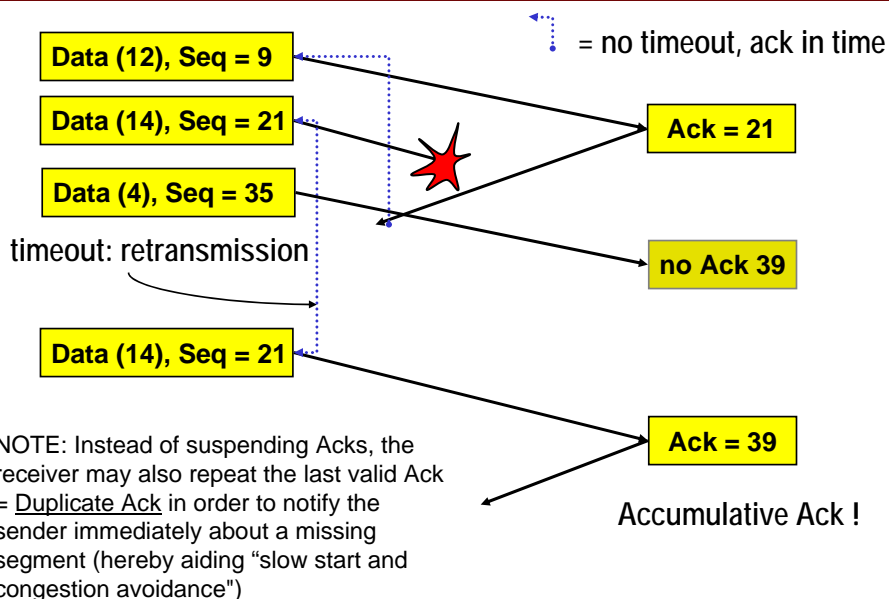
- **Reasons for retransmission:**
  - Because original segment was lost:
    - No problem, retransmitted segment fills gap, no duplicate
  - Because ACK was lost or retransmit timeout expired:
    - No problem, segment is recognized as duplicate through the sequence number
  - Because original was delayed and timeout expired:
    - No problem, segment is recognized as duplicate through the sequence number
- **32 bit sequence numbers provide enough "space" to differentiate duplicates from originals**
  - $2^{32}$  Octets with 2 Mbit/s means 9h for wrap around (compare to usual TTL = 64 seconds)

© 2007, D.I. Manfred Lindner

Internet Transport Layer, v4.4

31

### TCP Duplicates, Lost Original (old TCP)



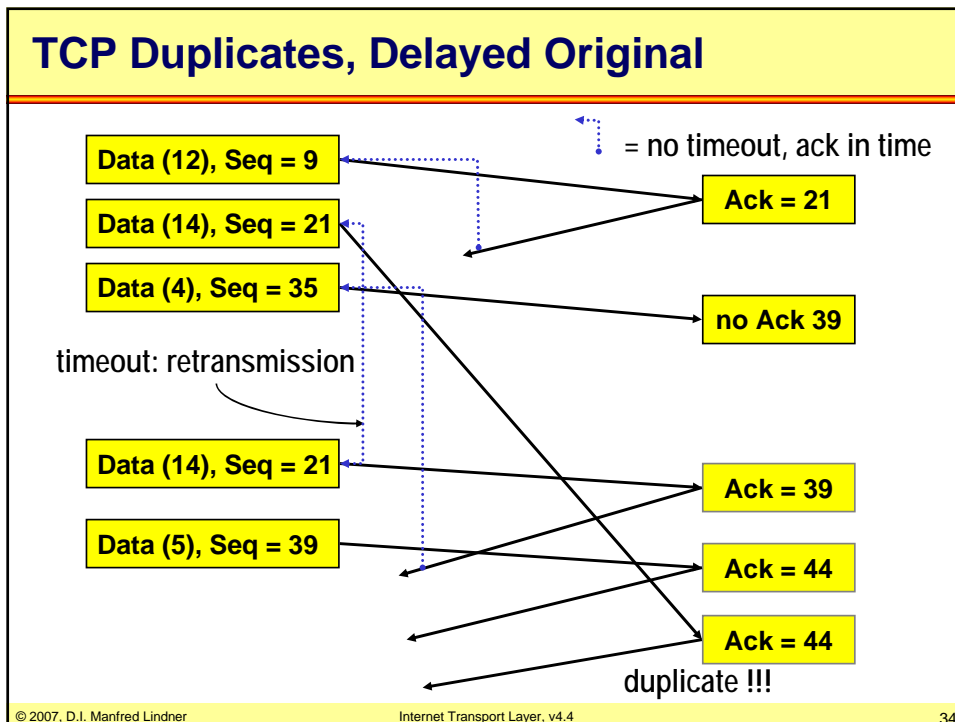
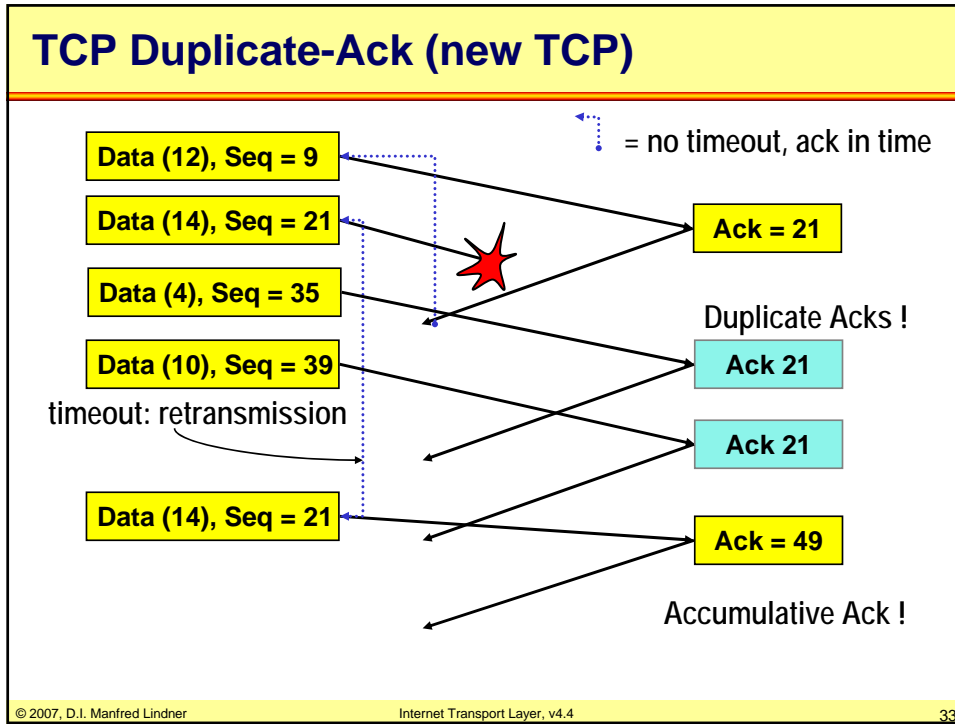
© 2007, D.I. Manfred Lindner

Internet Transport Layer, v4.4

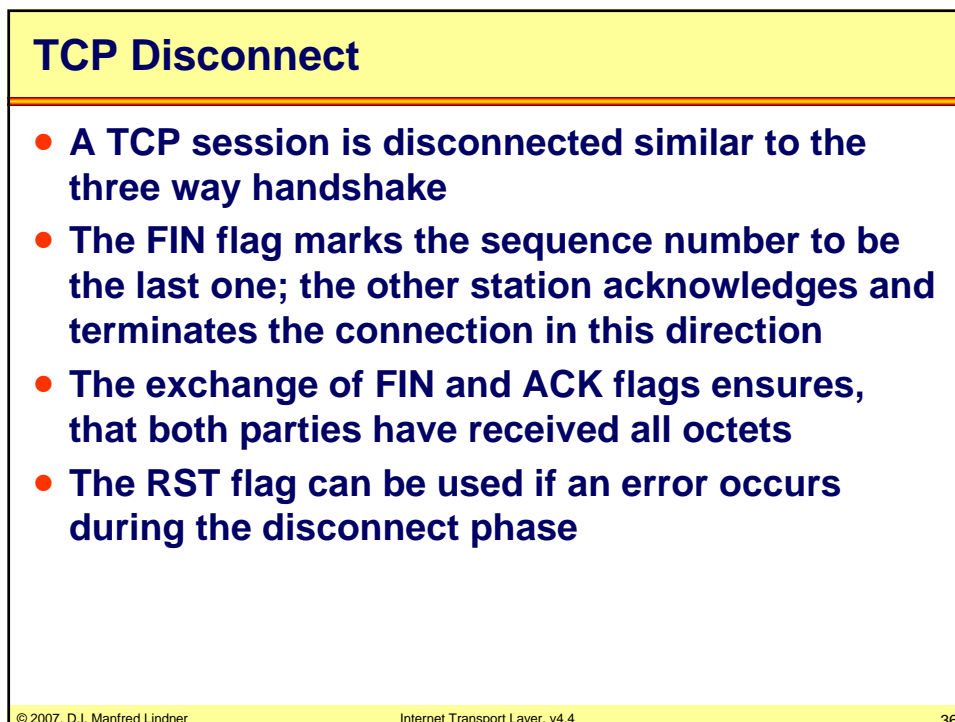
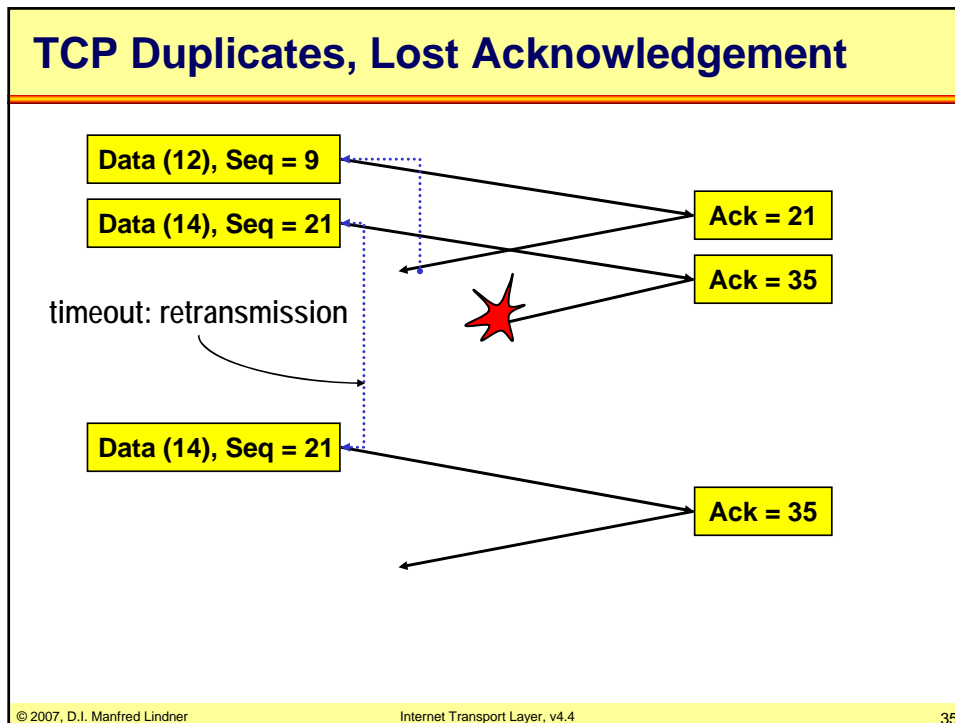
32



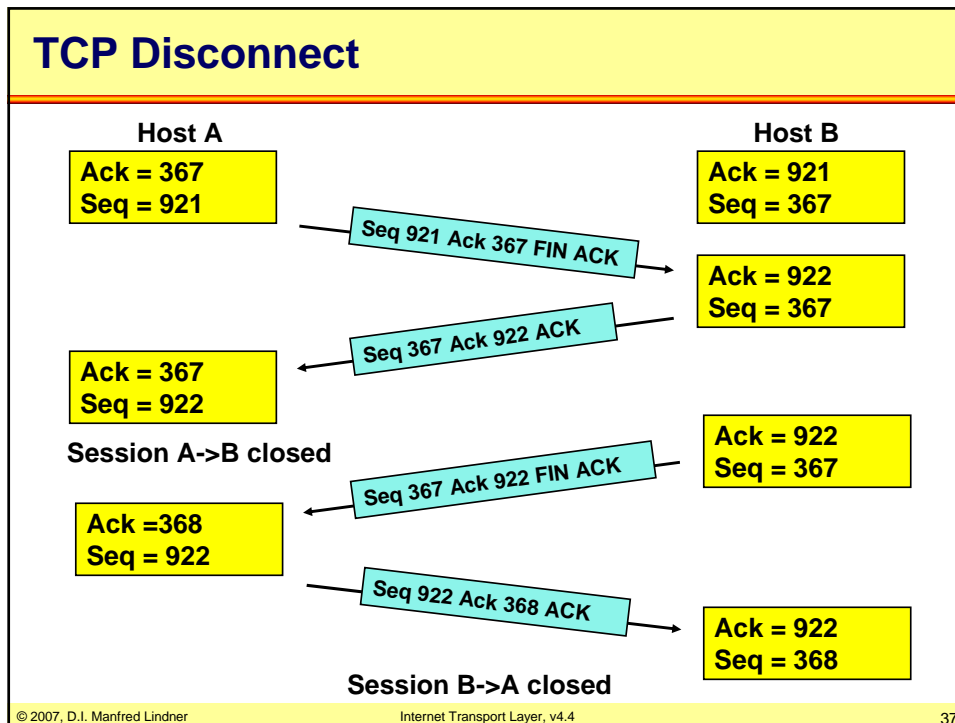
## L11 - Internet Transport Layer (TCP, UDP)



## L11 - Internet Transport Layer (TCP, UDP)



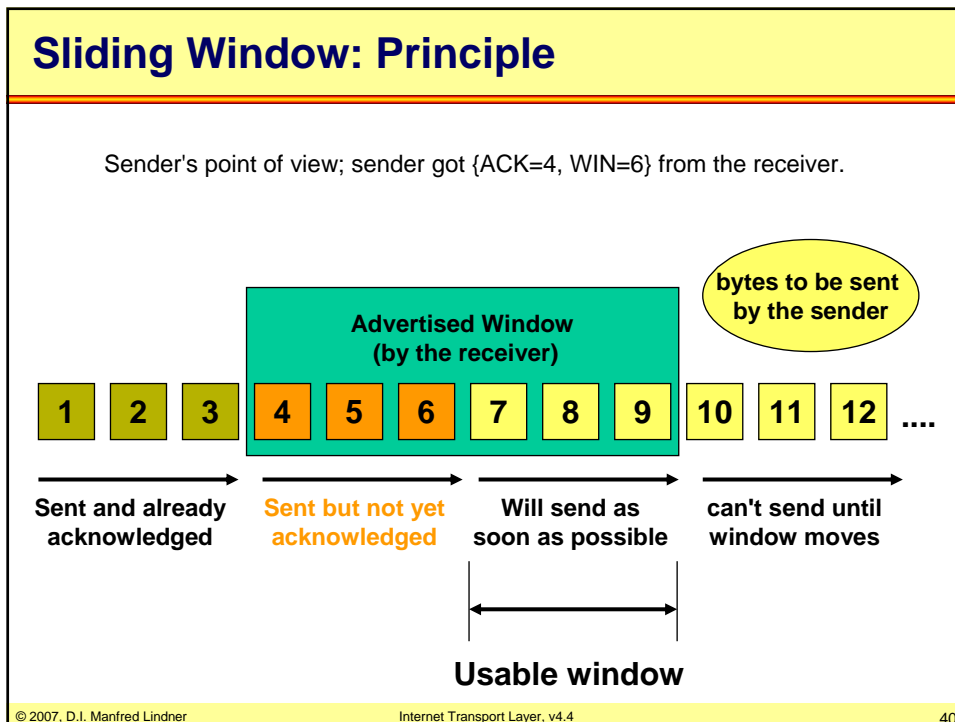
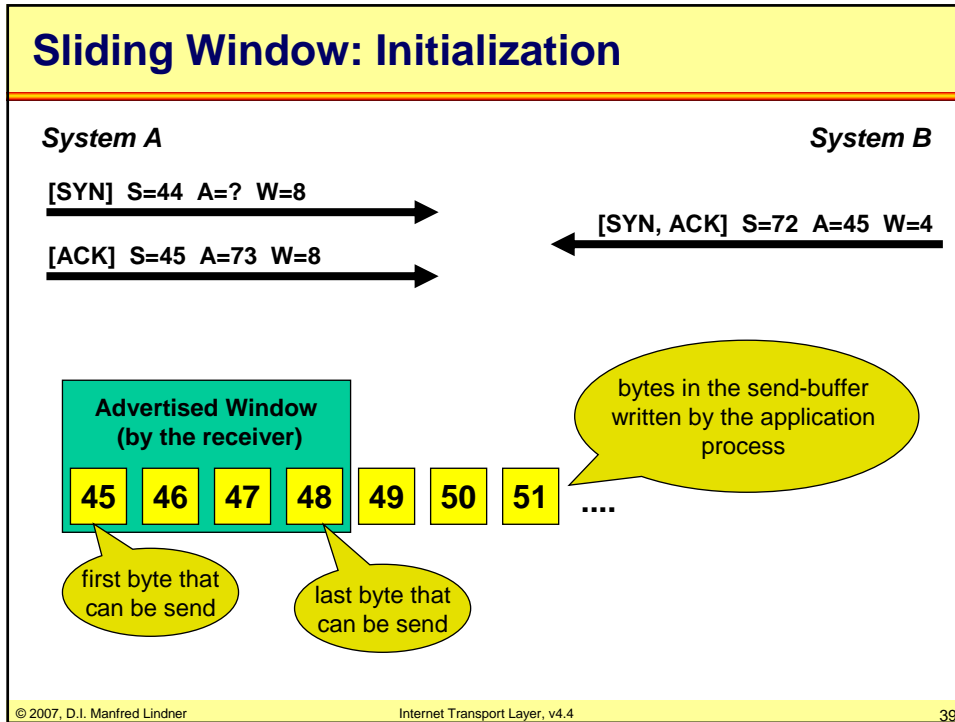
## L11 - Internet Transport Layer (TCP, UDP)



### Flow control: "Sliding Window"

- TCP flow control is done with dynamic windowing using the sliding window protocol
- The receiver advertises the current amount of octets it is able to receive
  - using the window field of the TCP header
  - values 0 through 65535
- Sequence number of the last octet a sender may send = received ack-number - 1 + window size
  - The starting size of the window is negotiated during the connect phase
  - The receiving process can influence the advertised window, hereby affecting the TCP performance

## L11 - Internet Transport Layer (TCP, UDP)



## L11 - Internet Transport Layer (TCP, UDP)

### Sliding Window

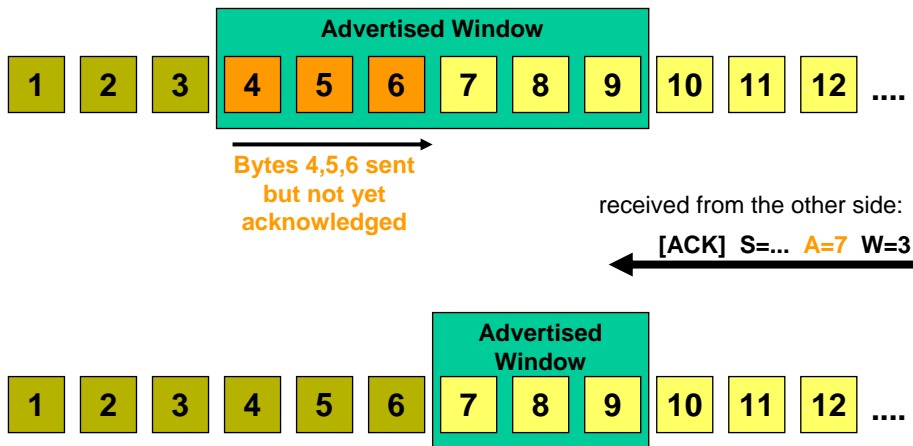
- During the transmission the sliding window moves from left to right, as the receiver acknowledges data
- The relative motion of the two ends of the window *open or closes* the window
  - the window closes when data - already sent - is acknowledged (the left edge advances to the right)
  - the window opens when the receiving process on the other end reads data - and hence frees up TCP buffer space - and finally acknowledges data with a appropriate window value (the right edge moves to the right)
- If the left edge reaches the right edge, the sender stops transmitting data - *zero usable window*

© 2007, D.I. Manfred Lindner

Internet Transport Layer, v4.4

41

### Closing the Sliding Window



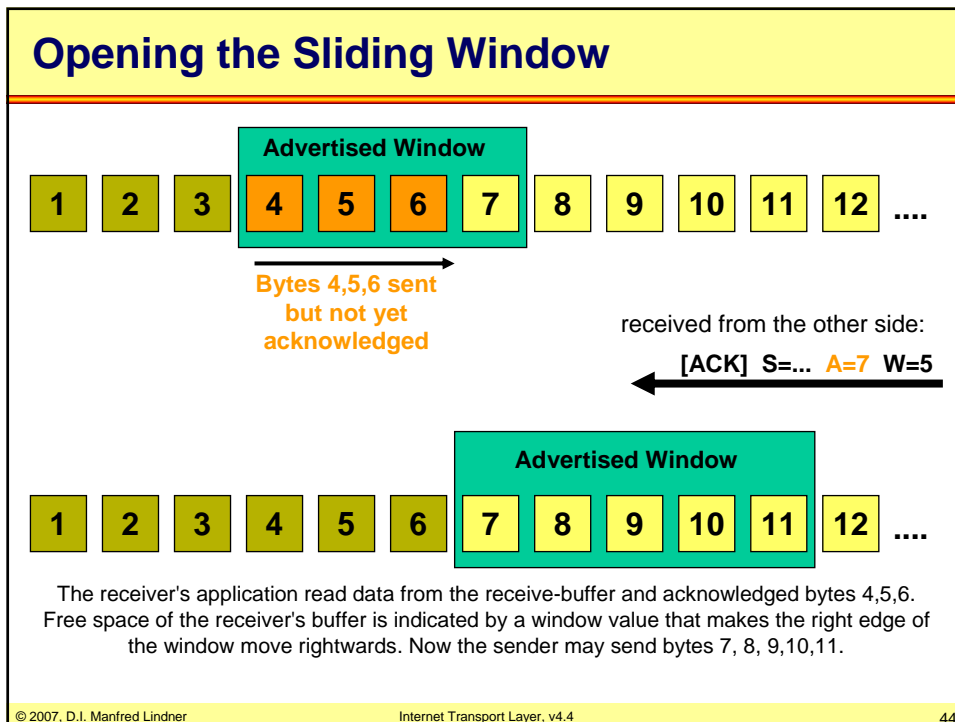
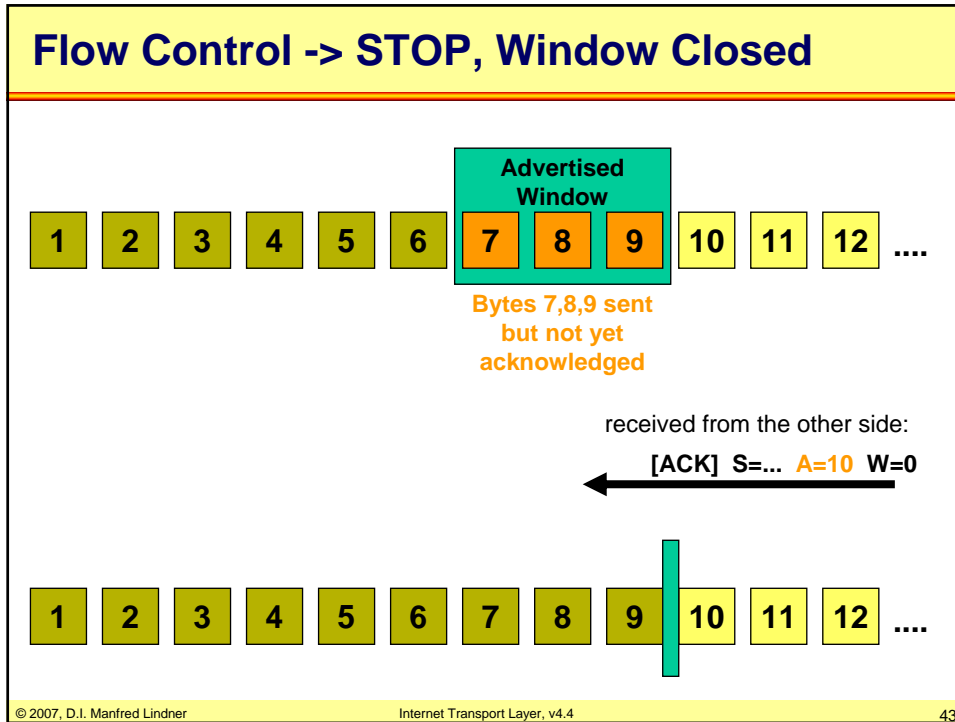
Now the sender may send bytes 7, 8, 9. The receiver didn't open the window ( $W=3$ , right edge remains constant) because of congestion. However, the remaining three bytes inside the window are already granted, so the receiver cannot move the right edge leftwards.

© 2007, D.I. Manfred Lindner

Internet Transport Layer, v4.4

42

## L11 - Internet Transport Layer (TCP, UDP)



## L11 - Internet Transport Layer (TCP, UDP)

### Sliding Window

- **The right edge of the window must not move leftward !**
  - however, TCP must be able to cope with a peer doing this
  - called *shrinking* window
- **The left edge cannot move leftward because it is determined by the acknowledgement number of the receiver**
  - only a duplicate Ack would imply to move the left edge leftwards, but duplicate Acks are discarded

### TCP Enhancements

- **So far, only basic TCP procedures have been mentioned**
- **TCP's development still continues; it has been already enhanced with additional functions which are essential for operation of TCP sessions in today's IP networks:**
  - Slow Start and Congestion Avoidance Mechanism
  - Fast Retransmit and Fast Recovery Mechanism
  - Delayed Acknowledgements
  - The Nagle Algorithm
  - ....

## L11 - Internet Transport Layer (TCP, UDP)

### TCP Enhancements Overview

1

- **Slow Start and Congestion Avoidance Mechanism:**
  - controls the rate of packets which are put into a network (sender-controlled flow control as add on to the receiver-controlled flow control based on the window field)
- **Fast Retransmit and Fast Recovery Mechanism:**
  - to avoid waiting for the timeout in case of retransmission and to avoid slow start after a fast retransmission

### TCP Enhancements Overview

2

- **Immediate acknowledgements may cause an unnecessary amount of data transmissions**
  - normally, an acknowledgement would be send immediately after the receiving of data
  - but in interactive applications, the send-buffer at the receiver side gets filled by the application soon after an acknowledgement has been send (e.g. Telnet echoes)
- **In order to support piggy-backed acknowledgements (i.e. acks combined with user data), the TCP stack waits 200 ms before sending the delayed acknowledgement**
  - during this time, the application might also have data to send



## L11 - Internet Transport Layer (TCP, UDP)

### TCP Enhancements Overview

3

- **Several applications send only very small segments - "tinygrams"**
  - e.g. Telnet or Rlogin where each key-press generates 41 bytes to be transmitted: 20 bytes IP header, 20 bytes TCP header and only 1 byte of data (!)
- **Frequent tinygrams can lead to congestion at slow WAN connections**
- **Nagle Algorithm:**
  - When a TCP connection waits for an acknowledgement, small segments must not be sent until the acknowledgement arrives
  - In the meanwhile, TCP can collect small amounts of application data and send them in a single segment when the acknowledgement arrives

© 2007, D.I. Manfred Lindner

Internet Transport Layer, v4.4

49

### Agenda

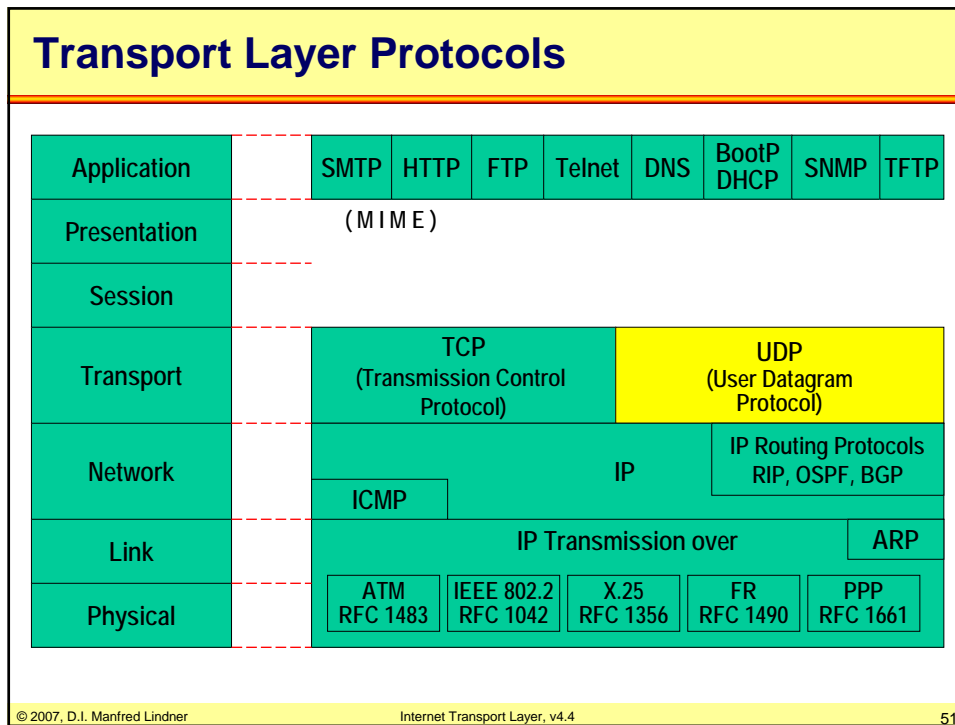
- **TCP Fundamentals**
- **UDP**
- **TCP Performance**
  - Slow Start and Congestion Avoidance
  - Fast Retransmit and Fast Recovery
  - TCP Window Scale Option and SACK Options
- **RFC Collection**

© 2007, D.I. Manfred Lindner

Internet Transport Layer, v4.4

50

## L11 - Internet Transport Layer (TCP, UDP)

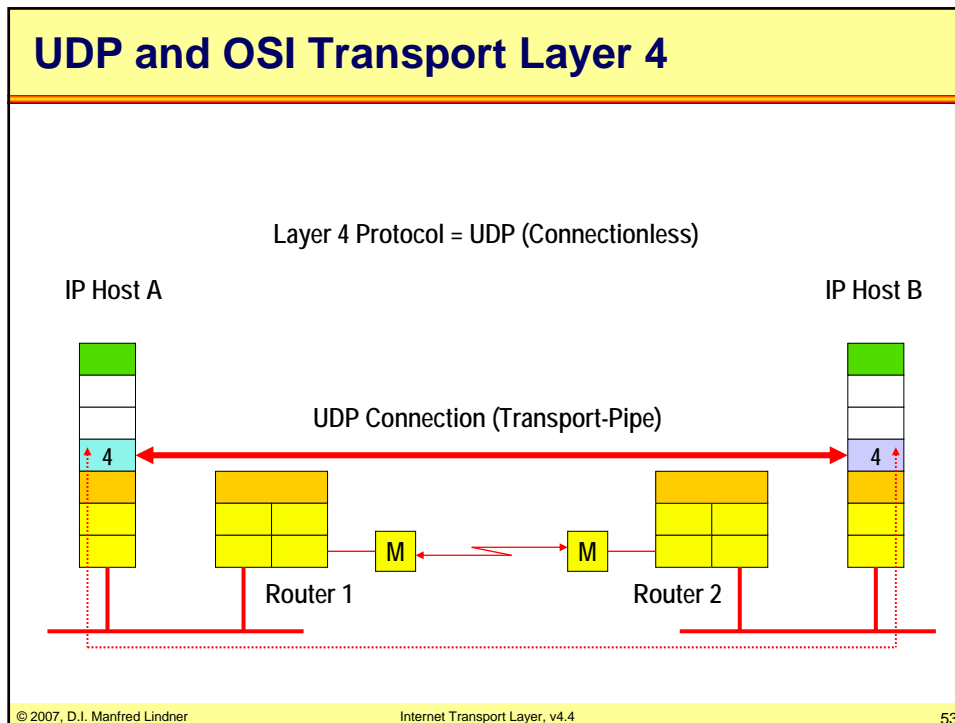


### UDP (User Datagram Protocol, RFC 768)

- **UDP is a connectionless layer 4 service (datagram service)**
- **Layer 3 Functions are extended by port addressing and a checksum to ensure integrity**
- **UDP uses the same port numbers as TCP (if applicable)**
- **Less complex than TCP, easier to implement**

© 2007, D.I. Manfred Lindner Internet Transport Layer, v4.4 52

## L11 - Internet Transport Layer (TCP, UDP)

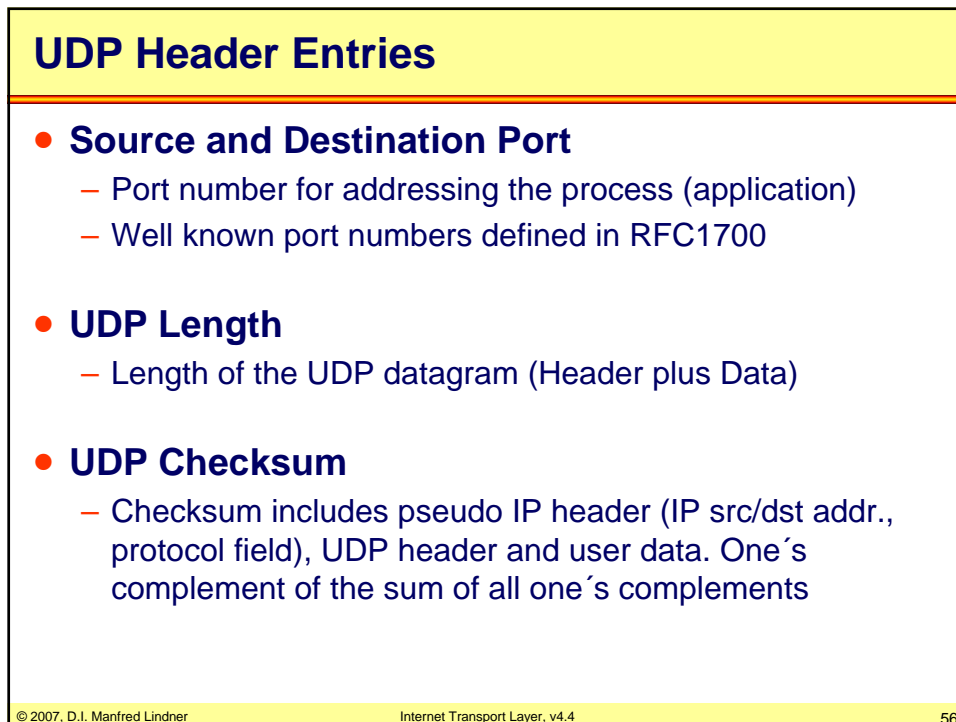
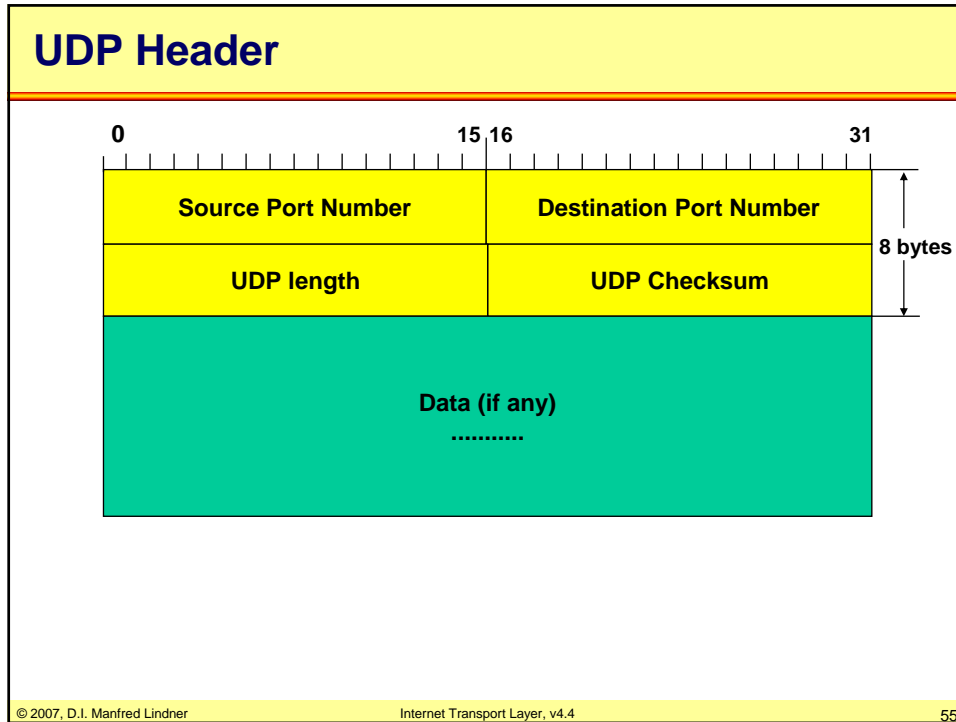


### UDP Usage

- **UDP is used**
  - where the overhead of a connection oriented service is undesirable
    - e.g. for short DNS request/reply
  - where the implementation has to be small
    - e.g. BootP, TFTP, DHCP, SNMP
  - where retransmission of lost segments makes no sense
    - Voice over IP
    - note: digitized voice is critical concerning delay but not against loss
      - Voice is encapsulated in RTP (Real-time Transport Protocol)
      - RTP is encapsulated in UDP
      - RTCP (RTP Control Protocol) propagates control information in the opposite direction
      - RTCP is encapsulated in UDP

© 2007, D.I. Manfred Lindner Internet Transport Layer, v4.4 54

## L11 - Internet Transport Layer (TCP, UDP)



## L11 - Internet Transport Layer (TCP, UDP)

### Important UDP Port Numbers

- 7 Echo
- 53 DOMAIN, Domain Name Server
- 67 BOOTPS, Bootstrap Protocol Server
- 68 BOOTPC, Bootstrap Protocol Client
- 69 TFTP, Trivial File Transfer Protocol
- 79 Finger
- 111 SUN RPC, Sun Remote Procedure Call
- 137 NetBIOS Name Service
- 138 NetBIOS Datagram Service
- 161 SNMP, Simple Network Management Protocol
- 162 SNMP Trap
- 322 RTSP (Real Time Streaming Protocol) Server
- 520 RIP
- 500x RTP (Real-time Transport Protocol)
- 500x+1 RTCP (RTP Control Protocol)

© 2007, D.I. Manfred Lindner

Internet Transport Layer, v4.4

57

### Agenda

- **TCP Fundamentals**
- **UDP**
- **TCP Performance**
  - Slow Start and Congestion Avoidance
  - Fast Retransmit and Fast Recovery
  - TCP Window Scale Option and SACK Options
- **RFC Collection**

© 2007, D.I. Manfred Lindner

Internet Transport Layer, v4.4

58

## L11 - Internet Transport Layer (TCP, UDP)

### How to Improve TCP Performance?

- **Problem:**

- in case of packet loss sender can use the window given by the receiver but when window becomes closed the sender must wait until retransmission timer times out
- that means during that time sender cannot use offered bandwidth of the network
- -> TCP performance degradation

- **Assumption:**

- packet loss in today's networks are mainly caused by congestion but not by bit errors on physical lines
  - optical transmission
  - digital transmission

### Congestion

- **Problem of bottle-neck inside of a network**

- Some intermediate router must queue packets
- Queue overflow -> retransmission -> more overflow !
- Can't be solved by traditional receiver-imposed flow control (using the window field)

- **Ideal case: rate at which new segments are injected into the network = acknowledgment-rate of the other end**

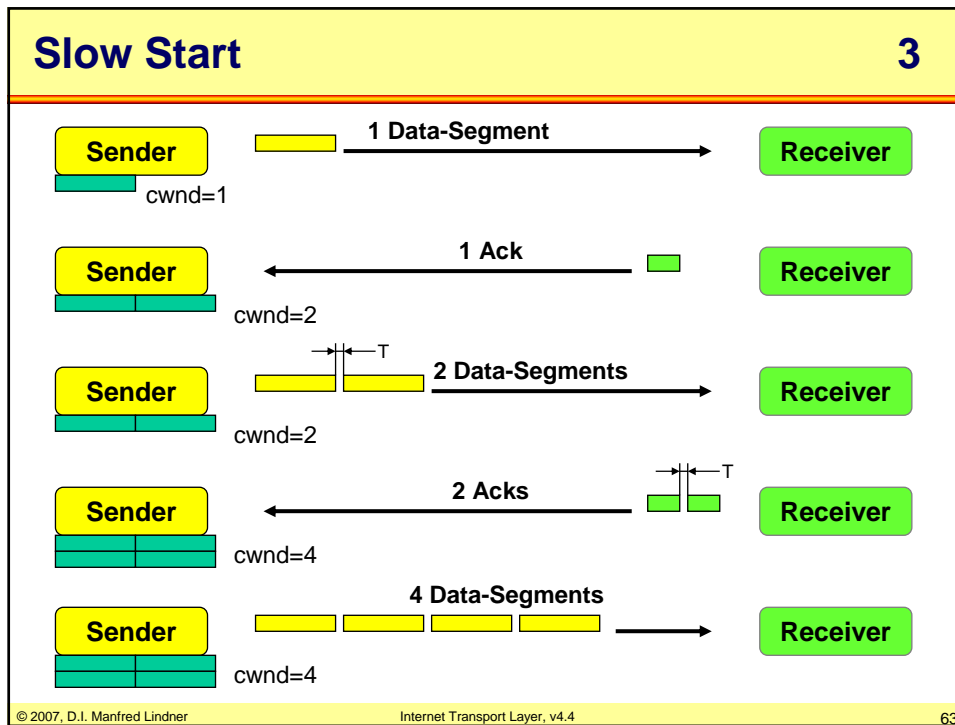
- Requires a sensitive algorithm to catch the equilibrium point between high data throughput and packet dropping due to queue overflow:
  - Van Jacobson's Slow Start and Congestion Avoidance

## L11 - Internet Transport Layer (TCP, UDP)

Slow Start	1
<ul style="list-style-type: none"><li>• <b><u>Duplicate Ack</u> can be used for catching this equilibrium</b><ul style="list-style-type: none"><li>– That is the base for <u>Slow Start and Congestion Avoidance</u></li></ul></li><li>• <b>Slow start (and congestion avoidance) is mandatory for today's TCP implementations !</b></li><li>• <b>Slow start requires TCP to maintain an additional window: the "<u>congestion window</u>" (cwnd)</b><ul style="list-style-type: none"><li>– <u>Rule</u>: <i>The sender may transmit up to the minimum of the congestion window and the advertised window</i></li></ul></li></ul>	
<small>© 2007, D.I. Manfred Lindner</small>	<small>Internet Transport Layer, v4.4</small>
	<small>61</small>

Slow Start	2
<ul style="list-style-type: none"><li>• <b>When a new TCP connection is established, the congestion window is initialized to <u>one segment</u></b><ul style="list-style-type: none"><li>– Using the maximum segment size (MSS) of the receiver (learned via a TCP option field)<ul style="list-style-type: none"><li>• Note: RFC 2414 suggests increasing the initial congestion window to 2-4 segments</li></ul></li></ul></li><li>• <b>Each time the sender receives an acknowledgment, the congestion window is increased by one segment size</b></li><li>• <b>This way, the segment send rate <u>doubles</u> every round trip time until congestion occurs; then the sender has to slow down again</b></li></ul>	
<small>© 2007, D.I. Manfred Lindner</small>	<small>Internet Transport Layer, v4.4</small>
	<small>62</small>

## L11 - Internet Transport Layer (TCP, UDP)



### Congestion

- **Slow start encounters congestion, when**
  - routers connect pipes with different bandwidth
  - routers combine several input pipes and the bandwidth of the output pipe is less than the sum of the input bandwidths
  - and hence TCP segment(s) is (are) dropped by a router
- **Congestion can be detected by the sender through timeouts or duplicate acknowledgements**
- **Slow start reduces its sending rate with the help of another algorithm, called "Congestion Avoidance"**

© 2007, D.I. Manfred Lindner Internet Transport Layer, v4.4 64



## L11 - Internet Transport Layer (TCP, UDP)

## Congestion Avoidance

1

- **Slow start with congestion avoidance is a sender-imposed flow control**
  - Congestion Avoidance requires TCP to maintain a variable called "slow start threshold" (ssthresh)
  - Initially, ssthresh is set to TCP's maximum possible MSS (i.e. 65,535 octets)
- **On detection of congestion, ssthresh is set to half the current window size**
  - here, window size means: minimum of advertised window and congestion window (but at least 2 segments)
  - Note: ssthresh marks a safe window size because congestion occurred at a window size of 2 x ssthresh

© 2007, D.I. Manfred Lindner

Internet Transport Layer, v4.4

65

## Congestion Avoidance

2

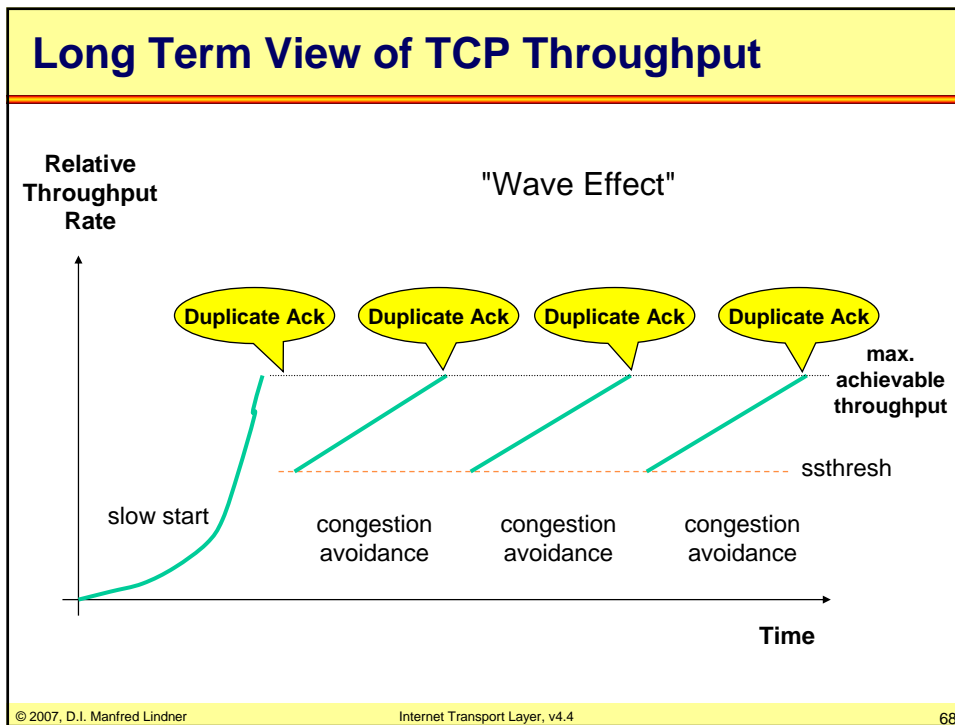
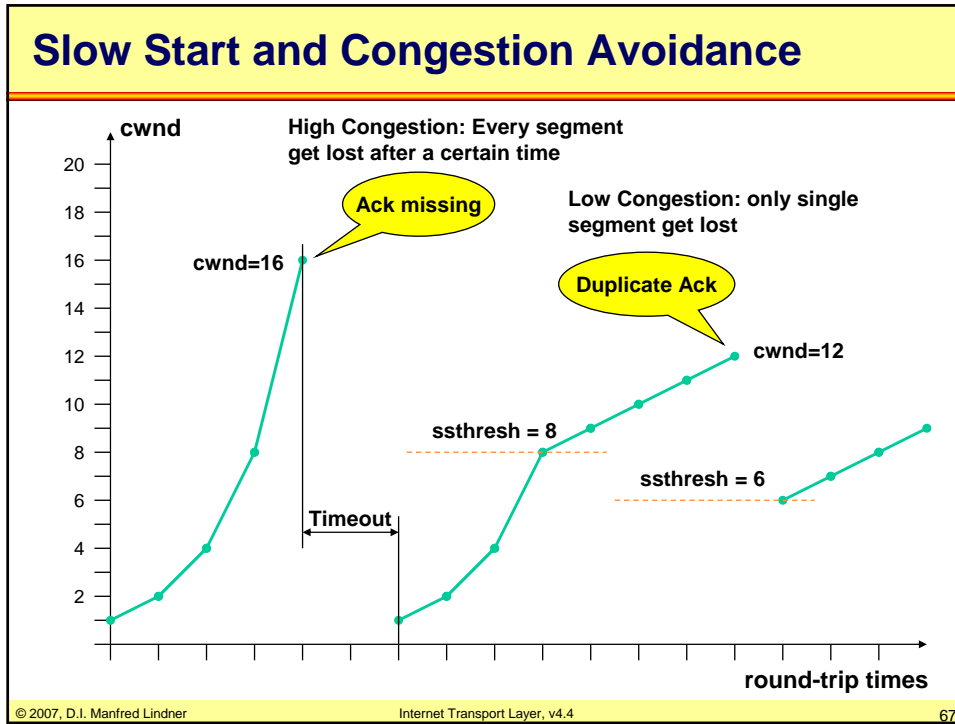
- **If the congestion is indicated by**
  - a timeout:
    - cwnd is set to 1 -> forcing slow start again
  - a duplicate ack:
    - cwnd is set to ssthresh (= 1/2 current window size)
- **cwnd ≤ ssthresh:**
  - slow start, doubling cwnd every round-trip time
  - exponential growth of cwnd
- **cwnd > ssthresh:**
  - congestion avoidance, cwnd is incremented by  $\frac{MSS \times MSS}{cwnd}$  every time an ack is received
  - linear growth of cwnd

© 2007, D.I. Manfred Lindner

Internet Transport Layer, v4.4

66

## L11 - Internet Transport Layer (TCP, UDP)



## L11 - Internet Transport Layer (TCP, UDP)

### Limitation of ARQ Protocols

- **The performance of any connection-oriented protocol with error-recovery (ARQ) is limited by bandwidth and delay by nature!**
  - Optimum can be achieved by using Continuous RQ with sliding window technique where the window is large enough to avoid stopping of sending
  - Large enough means to cover the time of the serialization and propagation delays
  - Note: senders and receivers window size maybe also be limited because of memory constraints

© 2007, D.I. Manfred Lindner

Internet Transport Layer, v4.4

69

### Limitation of ARQ Protocols

- **The sender's window must be big enough so that the sender can fully utilize the channel volume**
- **Channel volume is increased**
  - by delays caused by buffers
  - limited signal speed
  - Bandwidth
- **The channel volume can be expressed by the Delay-Bandwidth Product**

© 2007, D.I. Manfred Lindner

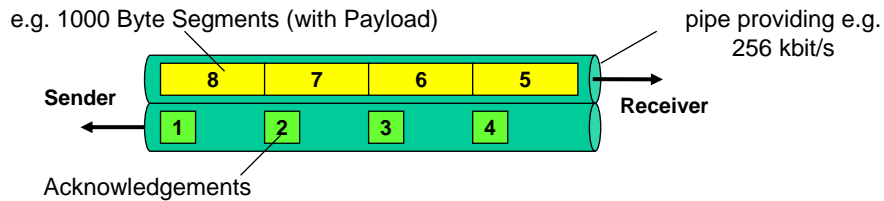
Internet Transport Layer, v4.4

70

## L11 - Internet Transport Layer (TCP, UDP)

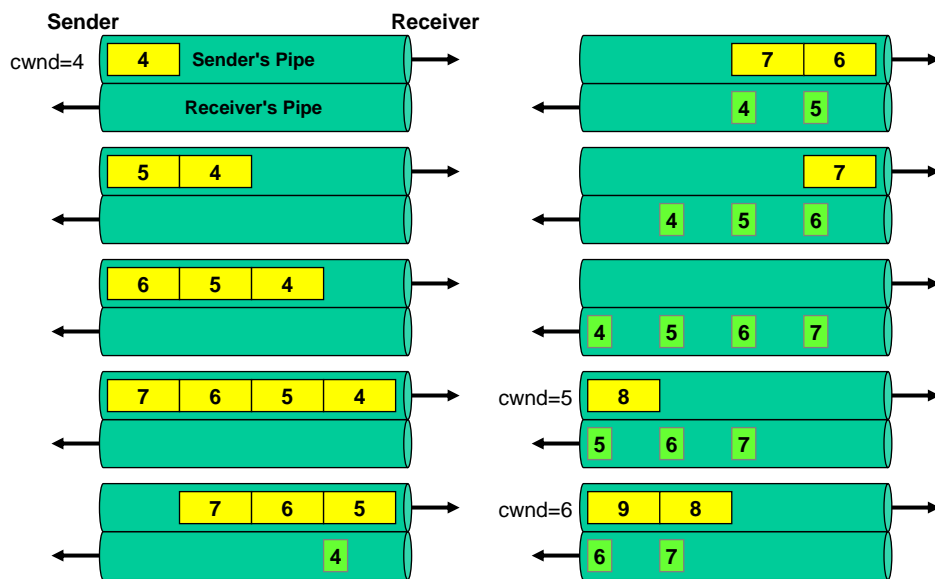
### The Delay-Bandwidth Product

- In order to fill the "pipe" between sender and receiver with data packets:
  - the window-size advertised by the receiver should be not smaller than the Delay-Bandwidth Product of the pipe
  - window size  $\geq$  capacity of pipe (bits)
    - = bandwidth (bits/sec) x round-trip time (sec)



Example: For a given RTT = 0.25 s (Round-trip time = elapsed time between the sending of segment n and the receiving of the corresponding ack n) the minimum window size is  $256 \text{ kbit/s} \times 0.25 \text{ sec} = 64 \text{ kbit}$ . Using a segment size of 1 kB, the sender can transmit 8 segments before waiting for any acknowledgement.

### Filling the Pipe (1/2)



## L11 - Internet Transport Layer (TCP, UDP)

### Filling the Pipe (2/2)

**Sender** **Receiver**

cwnd=7

cwnd=8

Pipe reflects sum of all delays (propagation and transmission) between sender and receiver. We assume the pipe contains no intermediate bottleneck (e.g. achieved by a constant bitrate end-to-end).

In this case, the pipe is fully utilized with cwnd=8. Without having a bottleneck in-between, further doubling of cwnd would not matter, as long as the advertised window is still big enough.

© 2007, D.I. Manfred Lindner Internet Transport Layer, v4.4 73

### Delay-Bandwidth Relations

**Given pipe with given RTT and bandwidth:**

**1) Doubled bandwidth:**

**2) Doubled RTT:**

© 2007, D.I. Manfred Lindner Internet Transport Layer, v4.4 74

## L11 - Internet Transport Layer (TCP, UDP)

### Agenda

- **TCP Fundamentals**
- **UDP**
- **TCP Performance**
  - Slow Start and Congestion Avoidance
  - Fast Retransmit and Fast Recovery
  - TCP Window Scale Option and SACK Options
- **RFC Collection**

### Receiver Requirements

- **Initially, TCP could detect packet loss only by expiration of the retransmission timer**
  - receiver stops sending Acks until the sender retransmits all missing segments
  - causes long delays
- **Fast Retransmit requires a receiver to send an immediate duplicate acknowledgement in order to notify the sender which segments are (still) expected by the receiver**

## L11 - Internet Transport Layer (TCP, UDP)

### Sender Aspects and Fast Retransmit

- **When should retransmission occur?**
  - Note: the receiver will also send duplicate acknowledgements when segments are arriving in the wrong order
  - Typically reordering problems cause one or two duplicate acks on the average
- **Therefore, TCP sender awaits two duplicate acknowledgements and starts retransmission after the third duplicate acknowledgement**
  - that mechanism is called “Fast Retransmit”

© 2007, D.I. Manfred Lindner

Internet Transport Layer, v4.4

77

### Fast Recovery

1

- **“Fast Retransmit” automatically commences “Fast Recovery” in order to rapidly repair single packet loss**
- **“Fast Recovery” mechanism:**
  - ssthresh is set to half the current window size
  - cwnd is set to ssthresh plus 3 times the segment size
    - Remember:  
Fast Retransmit waits for 3 duplicate acks; from this can be concluded that the receiver must have received 3 segments already

© 2007, D.I. Manfred Lindner

Internet Transport Layer, v4.4

78

## L11 - Internet Transport Layer (TCP, UDP)

### Fast Recovery

2

- **“Fast Recovery” mechanism cont.**
  - congestion avoidance, but not slow start is performed
    - Remember:  
The receiver can only generate a duplicate ack when another segment is received. That is: there are still segments flowing through the network! Slow start would reduce this flow abruptly!
  - For each additional duplicate ack, the sender increases cwnd by 1 segment size
  - Upon receiving an ack that acknowledges new data
    - cwnd is set to ssthresh
    - sender resumes normal congestion avoidance mode

© 2007, D.I. Manfred Lindner

Internet Transport Layer, v4.4

79

### Fast Recovery

3

- **Fast Recovery**
  - allows the sender to continue to maintain the ack-clocked data rate for new data while the packet loss repair is being undertaken
    - note: if send window would be closed abruptly the synchronization via duplicate acks would be lost
  - still the single packet loss indicates congestion and back off to normal congestion avoidance mode must be done

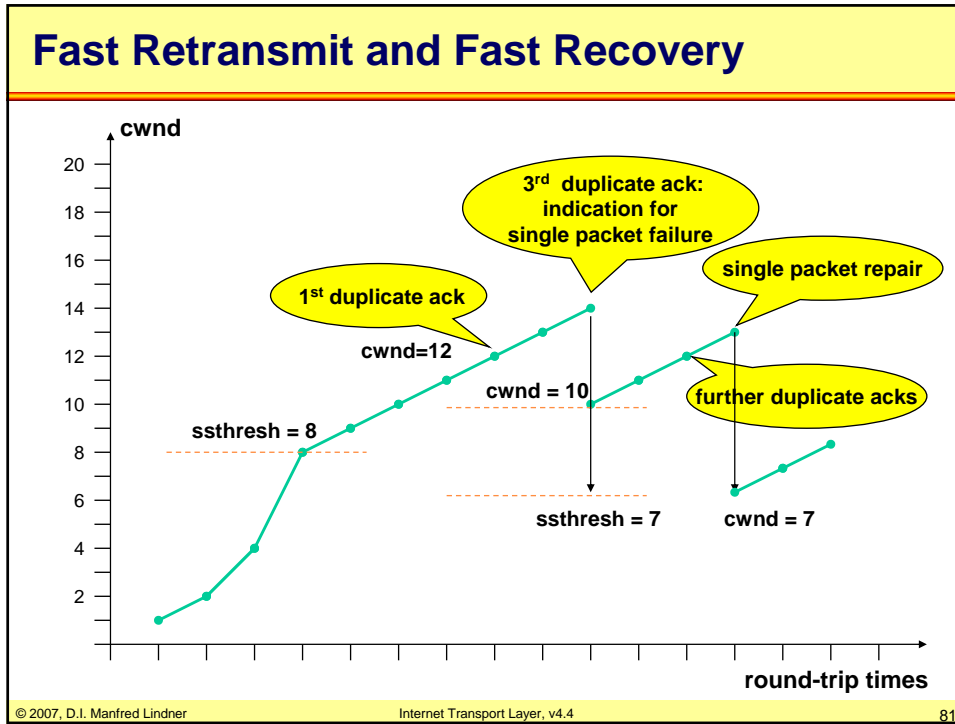
© 2007, D.I. Manfred Lindner

Internet Transport Layer, v4.4

80



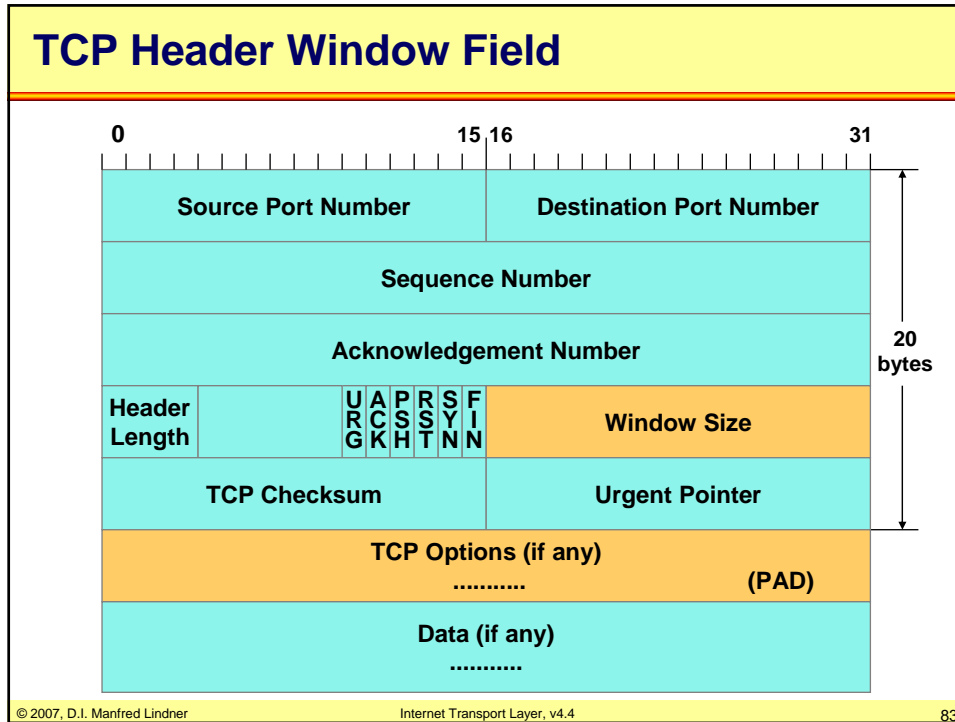
## L11 - Internet Transport Layer (TCP, UDP)



### Agenda

- **TCP Fundamentals**
- **UDP**
- **TCP Performance**
  - Slow Start and Congestion Avoidance
  - Fast Retransmit and Fast Recovery
  - TCP Window Scale Option and SACK Options
- **RFC Collection**

## L11 - Internet Transport Layer (TCP, UDP)



### TCP Options

- **Window-scale option**
  - a maximum segment size of 65,535 octets is inefficient for high delay-bandwidth paths
  - the window-scale option allows the advertised window size to be left-shifted (i.e. multiplication by 2)
  - enables a maximum window size of  $2^{30}$  octets !
  - negotiated during connection establishment
- **SACK (Selective Acknowledgement)**
  - if the SACK-permitted option is set during connection establishment, the receiver may selectively acknowledge already received data even if there is a gap in the TCP stream (Ack-based synchronization maintained)

© 2007, D.I. Manfred Lindner Internet Transport Layer, v4.4 84

## L11 - Internet Transport Layer (TCP, UDP)

### Agenda

- **TCP Fundamentals**
- **UDP**
- **TCP Performance**
  - Slow Start and Congestion Avoidance
  - Fast Retransmit and Fast Recovery
  - TCP Window Scale Option and SACK Options
- **RFC Collection**

### RFCs

- **0761 - TCP**
- **0813 - Window and Acknowledgement Strategy in TCP**
- **0879 - The TCP Maximum Segment Size**
- **0896 - Congestion Control in TCP/IP Internetworks**
- **1072 - TCP Extension for Long-Delay Paths**
- **1106 - TCP Big Window and Nak Options**
- **1110 - Problems with Big Window**
- **1122 - Requirements for Internet Hosts -- Com. Layer**
- **1185 - TCP Extension for High-Speed Paths**
- **1323 - High Performance Extensions (Window Scale)**

## L11 - Internet Transport Layer (TCP, UDP)

### RFCs

- **2001 - Slow Start and Congestion Avoidance (Obsolete)**
- **2018 - TCP Selective Acknowledgement (SACK)**
- **2147 - TCP and UDP over IPv6 Jumbograms**
- **2414 - Increasing TCP's Initial Window**
- **2581 - TCP Slow Start and Congestion Avoidance (Current)**
- **2873 - TCP Processing of the IPv4 Precedence Field**
- **3168 - TCP Explicit Congestion Notification (ECN)**